



T: 01652 640996

W: www.nationwidetrafficsolutions.co.uk

NOTES:

The engineer must be informed before the signals are used on the Highway and at least 24 hours notice must be given after the authorisation is issued.

All equipment shall be type approved and shall comply with DIT specification MCE011C.
Detection shall be by means of Microwave Vehicle Detection complying with MCE0114 and the controller extension switch (if fitted) set to radar.

All diagram numbers quoted refer to the Traffic Signs Regulations and General Directions 2016.

TM will comply with the "Safety at Streetworks and Road works Code of Practise"

Client:



Site Address:
Scotland Lane, Haslemere, GU27 3AN

Drawing No: **PB8752**

Drawn By: **P. Barker**

Checked By: **K. Moy**

Email: **peter.barker@nts ltd.co.uk**

Date: **20.11.2023** | Issue: **1** | Scale: **N.T.S**

Traffic Management: **3-Way Traffic Lights**

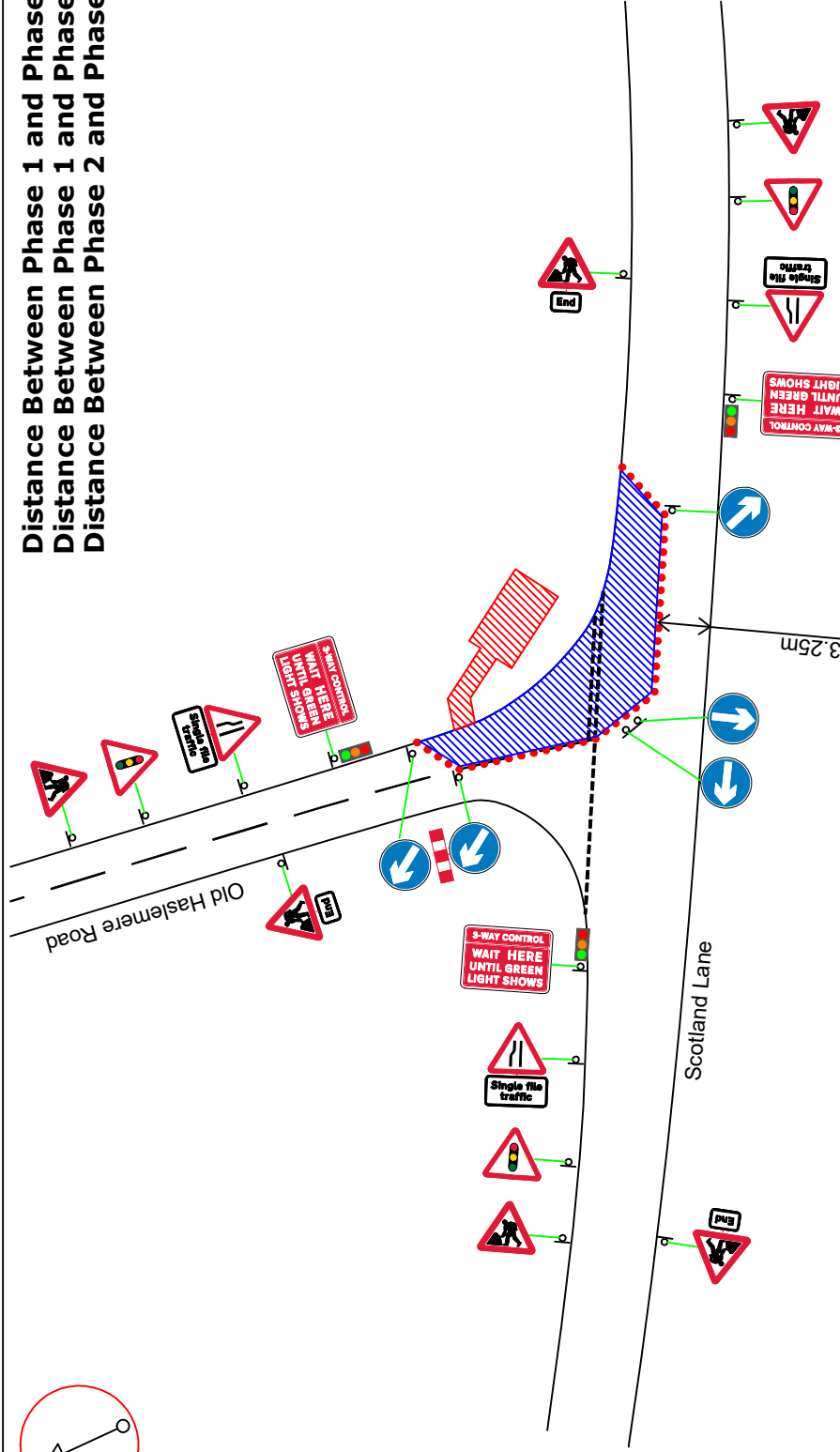
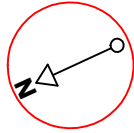
Site Measurements:

(T) Taper Length:	45 degrees
(L) Longways Clearance:	0.5m
(S) Sideways Safety Zone:	0.5m
(D) Minimum & Normal Maximum sitting distance of first sign in advance of lead-in taper (metres)	20 - 45m

Reference no.

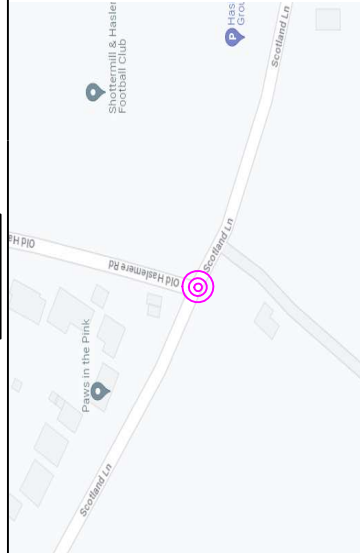
2212007

SSMF00057



Distance Between Phase 1 and Phase 2 = 50m
Distance Between Phase 1 and Phase 3 = 40m
Distance Between Phase 2 and Phase 3 = 45m

Site Location



General Key:

- Traffic cones
- Traffic signal
- Safety zone
- Work area
- Sign face

Phasing Diagrams

